



Welcome to

# The Great Indoors...

[www.indoors.ie](http://www.indoors.ie)

Doors that create the personal spaces for Living, Working, Learning, Playing and Resting.

# open the doors to your imagination...

The beauty and finish of **quality doors, sets the tone** for every room in your home.

They are unique, the one piece of furniture that travels through your entire home, room by room. **Doors help create the spaces that generate atmospheres**, from your favourite relaxing place, the buzz of the dining room or to the homely feeling after a long day.

With our commitment to excellence, innovation, and customer satisfaction we are delighted to present you with our new additions to the Indoors range.

Looking for some eye-catching décor? Why not start with the **New Feature Doors** from our **Vista Collection**, or browse our bestselling **Classic Styles**, refined over 50 years to allow seamless integration of traditional and modern homes.

Indoors market-leading door designs set the standard for style, quality, and innovation in the industry. Choose from black, grey, white primed, or natural wood finishes.

Our Classic and Modern door ranges emphasise craftsmanship and simplicity in your home.

Primed doors empower you to continually update your doors with the latest colour trends, or paint them white, for that timeless effect.

From glazed doors to let in more light, to solid timber finishes, where the rich texture of the wood alone is the styling you require.

Our Indoors collection has been carefully curated for you over 50 years of Irish consumer research, to balance style, finish and value.

**Welcome to this season's collection of The Great Indoors!**

## Indoors Collection Contents

Indoors Visualiser	6	Modern Oak Collection	56	Sliding Door Kit Collection	94
Modern Grey Collection	8	Country Cottage Collection	58	Fibrotech Acoustic Panels	96
Modern Black Collection	12	Masonite Regency Collection	64	Radiator Covers	98
Classic White Collection	18	Fire Door Collection	68	Care For Your Doors	108
Modern White Collection	40	Architraves, Skirtings & Frames	80	Index	110
Classic Oak Collection	52	Decorative Mouldings	93		

# OUR SUSTAINABLE PROMISE

At B&G, we are committed to fostering a greener, more sustainable future. Our dedication to environmental responsibility inspires us to continuously evolve our business practices, refine our product offerings, and minimise our carbon footprint.

We are proud to hold both FSC® (Forest Stewardship Council) and PEFC (Programme for the Endorsement of Forest Certification) Chain of Custody Certifications, ensuring our products meet the highest sustainability standards. For your convenience, individual product classifications are clearly marked throughout our brochure



The mark of  
responsible forestry



By sourcing PEFC,  
we are supporting  
sustainably managed  
forests globally

[www.pefc.co.uk](http://www.pefc.co.uk)




## Introducing the **NEW** Easy To Use **Indoors Visualiser**.

For the first time in your home, view any of our classic or modern doors, in a variety of colours, white, black, grey or oak including glazed options.

You can use the **Indoors Visualiser** on any computer, tablet or phone.

### Simply...



1 Open the **Indoors Visualiser** at **bghome.ie**



2 Take a photo of an open door space or similar in your home.




3 Upload your photo or use one of our roomsets to see how our Indoors range can enhance your living spaces like never before.



Open the Doors to your Imagination with the **NEW Indoors Visualiser**.

Scan the QR code to try it out

Welcome to **The Great Indoors...**



# LUNA

## MODERN GREY COLLECTION

The Nolita Grey Shaker Door is the first arrival from our brand-new Luna Grey collection. The Nolita is crafted from real oak veneer, offering a touch of natural elegance & unique character.

This door combines the timeless charm of Shaker design with a sleek grey finish, adding a contemporary edge to any space.

The Nolita doors are fully factory finished.



VIEWING NOLITA CLEAR GLAZED

# LUNA

MODERN GREY COLLECTION



NEW

**Nolita**  
Grey Shaker  
Pre-finished



NEW

**Nolita**  
Clear Glass  
Pre-finished



NEW

**Nolita**  
LAMSAFE Opaque glass  
Pre-finished


Modern Grey  
Shaker Doors

Crafted From Real  
Oak Veneer

Pre-Finished Grey  
(RAL 7024)

Clear or Lamsafe  
Opaque Glass

T Rebate Moulding  
Required For  
Double Doors see  
page 92



Imperial (Metric)	78x24" (1981x610)	78x26" (1981x660)	78x28" (1981x711)	78x30" (1981x762)	80x32" (2032x813)	80x34" (2032x864)	THICKNESS
Nolita Grey Shaker							44MM
Nolita Clear Glass							44MM
Nolita Opaque Glass							44MM



VIEWING NOLITA OPAQUE

# VISTA

## MODERN BLACK COLLECTION

Indoors is proud to introduce our latest innovation in interior design with the introduction of our **exclusive new Vista Feature Glazed collection**.

Crafted to elevate the aesthetic of hallways, living rooms, and kitchens, these doors boast ultra-slim vertical stiles and horizontal rails, setting a **new standard in modern elegance**.

The new Vista collection is **designed to complement** our Indoors classic and contemporary white primed doors.

The premium primed black finish adds a **touch of sophistication** for those seeking to enhance the overall ambiance of their living spaces.

Indoors' Vista Feature Glazed Doors allow natural light to flow through spaces effortlessly and are **available in clear glass or reeded glass**.



VIEWING PORTLAND CLEAR GLAZED & BEDFORD 4 PANEL PRIMED

# VISTA

MODERN BLACK COLLECTION



**Portland**  
4 Lite Clear Glass  
Premium Primed Black



**Portland**  
4 Lite Reeded Glass  
Premium Primed Black



The Reeded glass is textured on only one side, the opposite side is smooth



Black T Rebate Moulding for Double Doors, see page 92

Modern Feature Doors  
Ultra Slim Stiles & Rails  
Premium Primed Black (RAL 9005)  
Clear or Reeded Glass  
T Rebate Moulding Required for Double Doors

Imperial (Metric)	78x24" (1981x610)	78x26" (1981x660)	78x28" (1981x711)	78x30" (1981x762)	80x32" (2032x813)	80x34" (2032x864)
Portland Clear Glass						
Portland Reeded Glass						

THICKNESS  
44MM  
44MM



VIEWING PORTLAND REEDED



# VISTA

MODERN BLACK COLLECTION



**Seattle**  
3 Lite Clear Glass  
Premium Primed Black



**Seattle**  
3 Panel  
Premium Primed Black



**Black T Rebate Moulding for Double Doors**, see page 92



**Primed Chamfered Architrave profile** see pages 80 to 92

Modern Feature Doors  
Ultra Slim Stiles & Rails  
Premium Primed Black (RAL 9005)  
3 Panel or Clear Glass  
T Rebate Moulding Required for Double Doors

Imperial (Metric)	78x24" (1981x610)	78x26" (1981x660)	78x28" (1981x711)	78x30" (1981x762)	80x32" (2032x813)	80x34" (2032x864)
Seattle Clear Glass	[Diagram showing glass placement]					
Seattle 3 Panel	[Diagram showing panel placement]					

**THICKNESS**  
44MM  
44MM



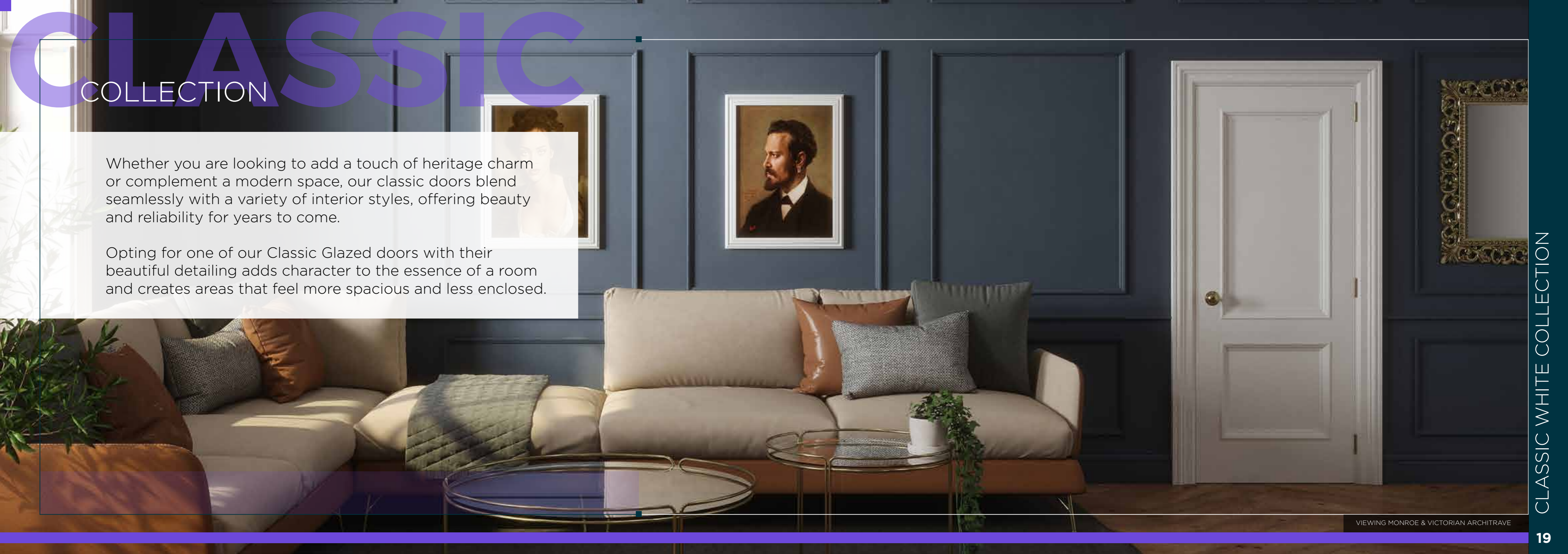
VIEWING SEATTLE CLEAR GLASS

# CLASSIC

COLLECTION

Whether you are looking to add a touch of heritage charm or complement a modern space, our classic doors blend seamlessly with a variety of interior styles, offering beauty and reliability for years to come.

Opting for one of our Classic Glazed doors with their beautiful detailing adds character to the essence of a room and creates areas that feel more spacious and less enclosed.



# EVOKE

## CHARLESTON



NEW

**Charleston**  
1 Panel  
Primed



NEW

**Charleston**  
Clear Glass  
Primed



NEW

**Charleston**  
Opaque Glass  
Primed



Charleston Panel detail

LUXURIOUS  
PERIOD STYLE  
ARCHITRAVES  
& SKIRTING,  
P84 TO 88



Imperial (Metric)	78x24" (1981x610)	78x26" (1981x660)	78x28" (1981x711)	78x30" (1981x762)	80x32" (2032x813)	80x34" (2032x864)
Charleston 1 Panel	■	■	■	■	■	■
Charleston Clear Glass	■	■	■	■	■	■
Charleston Opaque	■	■	■	■	■	■

THICKNESS
44MM
44MM
44MM

Heritage Redefined, Classic designs with a fresh, modern touch.

VIEWING CHARLESTON CLEAR GLAZED

# EVOKE

## CAROLINA



NEW



NEW



NEW

**Carolina**  
2 Panel  
Primed

**Carolina**  
Clear Glass  
Primed

**Carolina**  
LAMSAFE Opaque glass  
Primed

Imperial (Metric)	78x24" (1981x610)	78x26" (1981x660)	78x28" (1981x711)	78x30" (1981x762)	80x32" (2032x813)	80x34" (2032x864)
Carolina 2 Panel						
Carolina Clear Glass						
Carolina Opaque Glass						



THICKNESS  
44MM  
44MM  
44MM



**Carolina**  
Panel detail

LUXURIOUS  
PERIOD STYLE  
ARCHITRAVES  
& SKIRTING,  
P84 TO 88



VIEWING CAROLINA 2 PANEL

# CLASSIC

## MONROE



**Monroe**  
2 Panel  
Primed



**Monroe**  
Clear Glass  
Primed



**Monroe**  
Frosted Glass  
Primed



**Monroe**  
Mould detail

**LUXURIOUS PERIOD STYLE ARCHITRAVES & SKIRTING, P84 TO 88**

Imperial (Metric)	78x24" (1981x610)	78x26" (1981x660)	78x28" (1981x711)	78x30" (1981x762)	80x32" (2032x813)	80x34" (2032x864)	THICKNESS
Monroe 2 Panel							44MM
Monroe Clear Glass							44MM
Monroe Frosted Glass							44MM



VIEWING MONROE CLEAR GLAZED

# CLASSIC

## BEDFORD



**Bedford**  
4 Panel  
Primed



**Bedford**  
Clear Glass  
Primed



**Bedford**  
Mould detail

**LUXURIOUS  
PERIOD STYLE  
ARCHITRAVES  
& SKIRTING,  
P84 TO 88**

Imperial (Metric)	78x24" (1981x610)	78x26" (1981x660)	78x28" (1981x711)	78x30" (1981x762)	80x32" (2032x813)	80x34" (2032x864)	THICKNESS
Bedford 4 Panel	[Diagram showing door width options]						44MM
Bedford Clear Glass	[Diagram showing door width options]						44MM



VIEWING BEDFORD DOOR & VICTORIAN ARCHITRAVE

# CLASSIC

## FRANKLIN



**Franklin**  
3 Panel  
Primed



**Franklin**  
Clear Glass  
Primed



**Franklin**  
Frosted Glass  
Primed

Imperial (Metric)	78x24" (1981x610)	78x26" (1981x660)	78x28" (1981x711)	78x30" (1981x762)	80x32" (2032x813)	80x34" (2032x864)	THICKNESS
Franklin 3 Panel	████████	████████	████████	████████	████████	████████	44MM
Franklin Clear Glass	████████	████████	████████	████████	████████	████████	44MM
Franklin Frosted	████████	████████	████████	████████	████████	████████	44MM



**Franklin**  
Panel detail

**LUXURIOUS PERIOD STYLE ARCHITRAVES & SKIRTING, P84 TO 88**



VIEWING FRANKLIN

# CLASSIC

ARDMORE CLAREMONT



**Ardmore**  
4 Panel  
Primed



**Claremont**  
Clear Bevelled Glass  
Primed



**Ardmore**  
Mould detail

**LUXURIOUS PERIOD STYLE ARCHITRAVES & SKIRTING, P84 TO 88**

Imperial (Metric)	78x24" (1981x610)	78x26" (1981x660)	78x28" (1981x711)	78x30" (1981x762)	80x32" (2032x813)	80x34" (2032x864)	THICKNESS
Ardmore 4 Panel							44MM
Claremont Clear Bevelled Glass							44MM



VIEWING ARDMORE & GEORGIAN ARCHITRAVE



# CLASSIC

## DOVER




**Dover**  
2 Panel  
Primed



**Dover Marina**  
6 Lite Clear Glass  
Primed

Imperial (Metric)	78x24" (1981x610)	78x26" (1981x660)	78x28" (1981x711)	78x30" (1981x762)	80x32" (2032x813)	80x34" (2032x864)	THICKNESS
Dover 2 Panel							44MM
Dover Marina							44MM



Introducing the Dover. This range features a selection of  $\frac{3}{4}$  glazed options, allowing abundant light in, while still providing essential privacy between rooms.

VIEWING DOVER MARINA

# CLASSIC

DOVER



**Dover**  
Clear Glass  
Primed



**Dover Templar**  
9 Lite Clear Glass  
Primed



Imperial (Metric)	78x24" (1981x610)	78x26" (1981x660)	78x28" (1981x711)	78x30" (1981x762)	80x32" (2032x813)	80x34" (2032x864)
Dover Templar						
Dover Clear Glass						

THICKNESS  
44MM  
44MM

VIEWING DOVER TEMPLAR

# CLASSIC

GIBSON

KILLESHANDRA



**Gibson**  
Clear Bevelled Glass  
Primed



**Killeshandra**  
2 Panel Smooth  
Primed



**Recommend**  
Victorian style Architrave and Skirting. See pages 80 to 92



Imperial (Metric)	78x24" (1981x610)	78x26" (1981x660)	78x28" (1981x711)	78x30" (1981x762)	80x32" (2032x813)	80x34" (2032x864)
Gibson						
Killeshandra						

**THICKNESS**  
44MM  
44MM

# CLASSIC

HUDSON  
GATSBY

SHANNON

CARRICK



**Hudson Gatsby**  
Leaded Style Glass  
Primed

**Shannon**  
4 Panel Solid FD30  
Primed

**Carrick**  
6 panel FD30  
Primed

Imperial (Metric)	78x24" (1981x610)	78x26" (1981x660)	78x28" (1981x711)	78x30" (1981x762)	80x32" (2032x813)	80x34" (2032x864)
Hudson Gatsby						
Shannon						
Carrick						

THICKNESS
44MM
44MM
44MM



VIEWING CARRICK

# MODERN

## WHITE COLLECTION

Shaker style doors emphasise craftsmanship and simplicity making them a timeless choice for your home. Shaker style doors boast flat recessed panels to provide depth with dimension and offer a streamlined, modern, functional look that complements almost all decor trends.

Shaker style endures, suiting classic ,contemporary and modern home styling. Its timeless quality is a favourite for all refurbishments and new developments alike.



VIEWING BOSTON CLEAR GLASS

# SHAKER

## BOSTON

ALSO AVAILABLE  
FD 30  
FIREDOORS



**Boston Shaker**  
Solid  
Primed



**Boston Shaker**  
Clear Glass  
Primed



**Boston Shaker**  
Frosted  
Primed



**Boston Shaker**  
Crystal Cut Glass  
Primed

Imperial (Metric)	78x24" (1981x610)	78x26" (1981x660)	78x28" (1981x711)	78x30" (1981x762)	80x32" (2032x813)	80x34" (2032x864)	THICKNESS
Boston Solid							44MM
Boston Clear Glass							44MM
Boston Frosted Glass							44MM
Boston Crystal Cut Glass							44MM



**Boston Shaker**  
Panel detail



**Recommend**  
Contemporary Architrave and Skirting. See pages 80 to 92

VIEWING BOSTON CRYSTAL CUT GLAZED

# SHAKER

## KENMORE



**Kenmore**  
Solid  
Primed



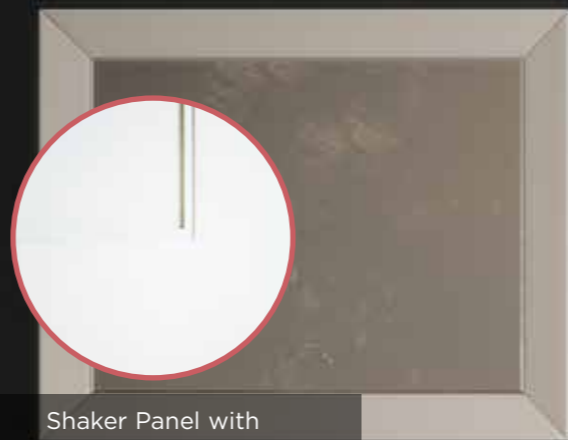
**Kenmore**  
Clear Glass  
Primed



**Kenmore**  
LAMSAFE® Opaque Glass  
Primed



**Kenmore**  
Etched Glass Clear Border  
Primed



Shaker Panel with  
Square Edge Slip



**Recommend**  
Contemporary Architrave and  
Skirting. See pages 80 to 92



Imperial (Metric)	78x24" (1981x610)	78x26" (1981x660)	78x28" (1981x711)	78x30" (1981x762)	80x32" (2032x813)	80x34" (2032x864)	THICKNESS
Kenmore Solid	██████████	██████████	██████████	██████████	██████████	██████████	44MM
Kenmore Clear Glass	██████████	██████████	██████████	██████████	██████████	██████████	44MM
Kenmore Opaque Glass	██████████	██████████	██████████	██████████	██████████	██████████	44MM
Kenmore Etched Glass Clear Border	██████████	██████████	██████████	██████████	██████████	██████████	44MM


VIEWING KENMORE OPAQUE

# SHAKER

## KIRKLAND



**Kirkland**  
4 Panel Horizontal  
Primed



**Kirkland**  
Clear Glass  
Primed



**Kirkland**  
Etched Glass  
Primed



**Kirkland**  
Etched Clear Border  
Primed

Imperial (Metric)	78x24" (1981x610)	78x26" (1981x660)	78x28" (1981x711)	78x30" (1981x762)	80x32" (2032x813)	80x34" (2032x864)	THICKNESS
Kirkland 4 Panel							44MM
Kirkland Clear Glass							44MM
Kirkland Etched Glass							44MM
Kirkland Etched Clear Border							44MM



**Kirkland**  
Panel detail

VIEWING KIRKLAND DOOR & CHAMFERED ARCHITRAVE




# GROOVED

ORLANDO


ATLANTA

ALSO AVAILABLE  
FD 30  
FIREFIELD  
FIREDOORS

NEW



**Orlando**  
Panel detail



**Atlanta**  
Panel detail

**Orlando**  
Solid Grooved  
Primed

**Atlanta**  
1 panel FD30  
Primed



Imperial (Metric)	78x24" (1981x610)	78x26" (1981x660)	78x28" (1981x711)	78x30" (1981x762)	80x32" (2032x813)	80x34" (2032x864)
Atlanta						
Orlando						

THICKNESS  
44MM  
44MM



Fibrotech Acoustic Panels.  
See full range on pages 96-97.




VIEWING ORLANDO

MODERN WHITE COLLECTION


# GROOVED

ALTON

BROOKLINE



**Alton**  
Panel detail



**Brookline**  
Panel detail

**Alton**  
Ladder design FD30  
Primed

**Brookline**  
4 Line Horizontal FD30  
Primed

Imperial (Metric)	78x24" (1981x610)	78x26" (1981x660)	78x28" (1981x711)	78x30" (1981x762)	80x32" (2032x813)	80x34" (2032x864)
Alton	█	█	█	█	█	█
Brookline						



THICKNESS  
44MM  
44MM



VIEWING BROOKLINE WITH LOFT SLIDING RAIL



Our White Oak Collection is ideal for either contemporary or traditional interiors. Choose from solid and pre-glazed (toughened) options.

Have a look at the full range of matching Frames, Skirting and Architraves, on pages 80-92.

- Made with premium grade white oak real wood veneers.
- Pre-finished with three coats of hard wearing polyurethane lacquer for a durable, superb, smooth finish.
- All Oak Doors 44mm thick.

VIEWING LAWRENCE 4 PANEL AND ADDISON CLEAR BEVELLED GLASS

# OAK

## ADDISON

## LAWRENCE



**Addison Glazed**  
Clear Bevelled Glaze  
Pre-Finished

**Addison Austen**  
Clear Glass  
Pre-Finished

**Lawrence**  
4 Panel  
Pre-Finished

Imperial (Metric)	78x24" (1981x610)	78x26" (1981x660)	78x28" (1981x711)	78x30" (1981x762)	80x32" (2032x813)	80x34" (2032x864)
Addison Glazed						
Lawrence						
Addison Austen						

THICKNESS
44MM
44MM
44MM



VIEWING LAWRENCE 4 PANEL

# OAK

## RUSHMORE - SHAKER



**Rushmore**  
Single Panel  
Pre-Finished



**Rushmore**  
Clear Glass  
Pre-Finished



**Rushmore**  
LAMSAFE® Opaque Glass  
Pre-Finished



**Rushmore**  
Etched with Clear Border  
Pre-Finished



Imperial (Metric)	78x24" (1981x610)	78x26" (1981x660)	78x28" (1981x711)	78x30" (1981x762)	80x32" (2032x813)	80x34" (2032x864)	THICKNESS
Rushmore 1 Panel	✓	✓	✓	✓	✓	✓	44MM
Rushmore Clear Glass	✓	✓	✓	✓	✓	✓	44MM
Rushmore LAMSAFE®	✓	✓	✓	✓	✓	✓	44MM
Rushmore Etched Clear Border	✓	✓	✓	✓	✓	✓	44MM

Fibrotech Acoustic Panels.  
See full range on pages 96-97.



# COUNTRY COTTAGE

Indoors white primed country cottage-style interior doors offer a fresh, clean take on rustic charm. The white primed finish enhances their versatility, making them a perfect fit for both modern and vintage farmhouse settings.

These doors evoke a cozy, timeless cottage feel while offering a polished, modern touch.



## DEVON

NEW



**Devon**  
Framed Ledged & Braced  
Primed

## SAVANNAH



**Savannah**  
Panel detail

**Savannah**  
5 Panel vertical textured FD30  
Primed



Imperial (Metric)	78x24" (1981x610)	78x26" (1981x660)	78x28" (1981x711)	78x30" (1981x762)	80x32" (2032x813)	80x34" (2032x864)
Devon						
Savannah						

THICKNESS
44MM
44MM



**Devon Door is Braced on both Sides**

# LEDGED & BRACED

CAMDEN

LEDGED & BRACED



**Camden**  
Framed Ledged & Braced

**Camden**  
Reverse Detail

**Ledged & Braced**

**Ledged & Braced**  
Reverse Detail



Imperial (Metric)	78x24" (1981x610)	78x26" (1981x660)	78x28" (1981x711)	78x30" (1981x762)	80x32" (2032x813)	80x34" (2032x864)
Camden						
Ledged & Braced						

THICKNESS
44MM
44MM



Camden Door is sheeted on one side. When properly treated & sealed, the Camden can be used externally for side entrance and shed doors



# MASONITE REGENCY

FLUSH

ATLANTA


SHANNON



**Paint Grade Plus**  
Hollow Core  
Primed



**Atlanta**  
1 panel  
Primed




**Shannon**  
4 Panel  
Primed



Imperial (Metric)	78x24" (1981x610)	78x26" (1981x660)	78x28" (1981x711)	78x30" (1981x762)	80x32" (2032x813)	80x34" (2032x864)
Paint Grade Plus Hollow Core	█	█	█	█	█	█
Atlanta	█	█	█	█	█	█
Shannon	█	█	█	█	█	█

THICKNESS
44MM
44MM
44MM



Introducing our stunning range of moulded doors which combine style and affordability. Masonite door facings are 100% Irish manufactured. Smooth & textured white base coated faces, suitable for paint finishing.

VIEWING ATLANTA

# MASONITE REGENCY

CARRICK

KILLESHANDRA

LEITRIM



**Carrick**  
6 Panel Smooth  
Primed


**Killeshandra**  
2 Panel Smooth  
Primed

**Leitrim**  
6 Panel Textured  
Primed

Imperial (Metric)	78x24" (1981x610)	78x26" (1981x660)	78x28" (1981x711)	78x30" (1981x762)	80x32" (2032x813)	80x34" (2032x864)
Carrick	█	█	█	█	█	█
Killeshandra	█	█	█	█	█	█
Leitrim	█	█	█	█	█	█



THICKNESS
44MM
44MM
44MM



Introducing our stunning range of moulded doors which combine style and affordability. Masonite door facings are 100% Irish manufactured. Smooth & textured white base coated faces, suitable for paint finishing.

VIEWING KILLESHANDRA

# FIRE DOORS

Your door can be your greatest friend in times of emergency. Our Fire Door collection is designed and tested to keep you safe when the situation demands it. Solid, easy to maintain and well styled we recommend making this an essential part of your door selection. All our fire doors are independently tested and certified with audits regularly carried out at place of manufacture that cover design, performance and quality assurance. Always refer to relevant fire door certificates for full instructions on installation and compliance.

Our premium moulded fire door range is an exquisite collection of finely detailed moulded panel doors in both classic and contemporary styles. The smooth finish gives a sleek modern look and feel.



# FIREDOORS

ORLANDO

BOSTON

FD 30

NEW



**Orlando**  
Grooved  
Primed  
FD30

FD 30



**Boston Shaker**  
Solid  
Primed  
FD30



**Boston Shaker**  
Panel detail



**Recommend**  
Contemporary Architrave and Skirting. See page 80 to 92



Imperial (Metric)	78x24" (1981x610)	78x26" (1981x660)	78x28" (1981x711)	78x30" (1981x762)	80x32" (2032x813)	80x34" (2032x864)
Orlando FD30						
Boston Shaker FD30						

THICKNESS  
44MM  
44MM

VIEWING BOSTON FIRE DOOR

# FIREDOORS

SAVANNAH

BROOKLINE

ALTON

ATLANTA

FD 30  
FRESHIELD  
FIREDOORS



**Savannah**  
5 panel vertical textured  
Primed  
FD30

FD 30  
FRESHIELD  
FIREDOORS



**Brookline**  
4 Line Horizontal Smooth  
Primed  
FD30

FD 30  
FRESHIELD  
FIREDOORS




**Alton**  
Ladder Design Smooth  
Primed  
FD30

FD 30  
FRESHIELD  
FIREDOORS



**Atlanta**  
1 Panel Smooth  
Primed  
FD30



Imperial (Metric)	78x24" (1981x610)	78x26" (1981x660)	78x28" (1981x711)	78x30" (1981x762)	80x32" (2032x813)	80x34" (2032x864)
Savannah FD30	██████████	██████████	██████████	██████████	██████████	██████████
Brookline FD30	██████████	██████████	██████████	██████████	██████████	██████████
Alton FD30	██████████	██████████	██████████	██████████	██████████	██████████
Atlanta FD30	██████████	██████████	██████████	██████████	██████████	██████████

THICKNESS  
44MM  
44MM  
44MM  
44MM



# FIREDOORS

KILLESHANDRA CARRICK

SHANNON

LEITRIM

FD 30  
FRESHIELD  
FIREDOORS



**Killeshandra**  
2 Panel Smooth  
Primed  
FD30

FD 30  
FRESHIELD  
FIREDOORS



**Carrick**  
6 Panel Smooth  
Primed  
FD30

FD 30  
FRESHIELD  
FIREDOORS



**Shannon**  
4 Panel Smooth  
Primed  
FD30

FD 30  
FRESHIELD  
FIREDOORS



**Leitrim**  
6 Panel Textured  
Primed  
FD30



Imperial (Metric)	78x24" (1981x610)	78x26" (1981x660)	78x28" (1981x711)	78x30" (1981x762)	80x32" (2032x813)	80x34" (2032x864)
Killeshandra FD30	██████████	██████████	██████████	██████████	██████████	██████████
Carrick FD30	██████████	██████████	██████████	██████████	██████████	██████████
Shannon FD30	██████████	██████████	██████████	██████████	██████████	██████████
Leitrim FD30	██████████	██████████	██████████	██████████	██████████	██████████

THICKNESS
44MM
44MM
44MM
44MM



VIEWING KILLESHANDRA

# FIREDOORS

## BLANKS

FD 30  
FIRESHIELD  
FIREDOORS



### Fire Blanks

FD30 sizes: 7ftx3ft or 8ftx4ft  
FD60 sizes: 7ftx3ft

## POPULAR

FD 30  
FIRESHIELD  
FIREDOORS



### Popular Fire Door

Paint Grade  
FD30

## POPULAR 7G

FD 30  
FIRESHIELD  
FIREDOORS



### Popular Glazed Fire Door

Design: 7G  
FD30

## POPULAR 18G

FD 30  
FIRESHIELD  
FIREDOORS




### Popular Glazed Fire Door

Design: 18G  
FD30



Popular paint grade doors have hardwood lippings on two vertical edges



\*Glazed FIRESHIELD doors are supplied with clear Georgian wired fire rated glass.

## PAINTGRADE PLUS



### Paint Grade Plus

Primed  
FD30

## PAINTGRADE PLUS 18G

FD 30  
FIRESHIELD  
FIREDOORS



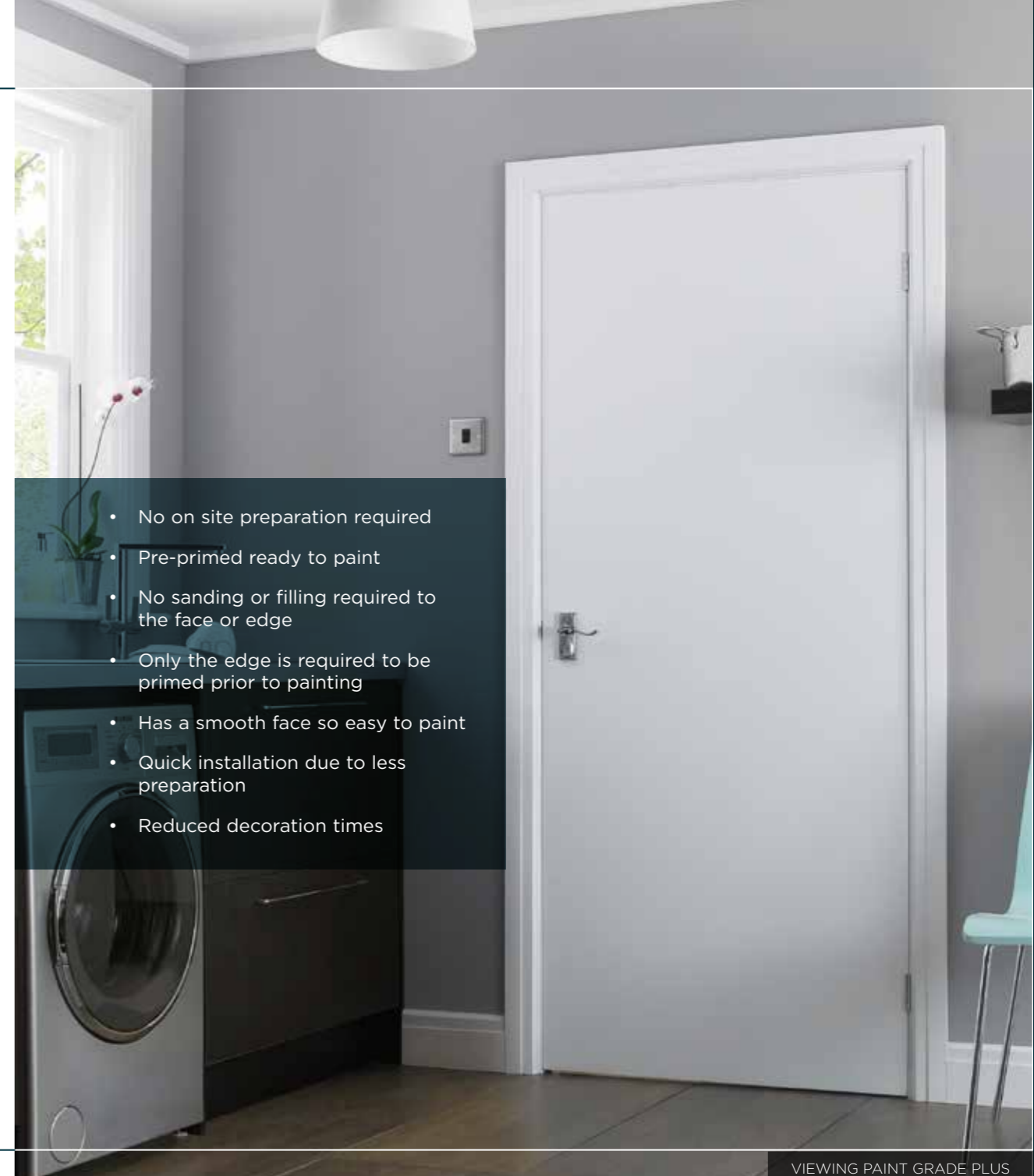
### Paint Grade Plus

Design 18G  
Primed  
FD30

ALSO AVAILABLE  
FD 30  
FIRESHIELD  
FIREDOORS  
OR  
HOLLOWCORE



Imperial (Metric)	78x24" (1981x610)	78x26" (1981x660)	78x28" (1981x711)	78x30" (1981x762)	80x32" (2032x813)	80x34" (2032x864)	2040x926	THICKNESS
Popular Fire Door	✓	✓	✓	✓	✓	✓	✓	44MM
Popular Glazed Fire Door 7G	✓	✓	✓	✓	✓	✓	✓	44MM
Popular Glazed Fire Door 18G	✓	✓	✓	✓	✓	✓	✓	44MM
Paint Grade plus Fire Door	✓	✓	✓	✓	✓	✓	✓	44MM
Paint Grade Plus Glazed	✓	✓	✓	✓	✓	✓	✓	44MM
Paint Grade Plus Hollow Core	✓	✓	✓	✓	✓	✓	✓	44MM



- No on site preparation required
- Pre-primed ready to paint
- No sanding or filling required to the face or edge
- Only the edge is required to be primed prior to painting
- Has a smooth face so easy to paint
- Quick installation due to less preparation
- Reduced decoration times

VIEWING PAINT GRADE PLUS

# FIREDOORS

## FLUSH OAK

FD 30  
FRESHIELD  
FIREDOORS



**Flush Oak**  
Pre-Finished

FD 30  
FRESHIELD  
FIREDOORS



**Flush Oak**  
Glazed Design 18G  
Pre-Finished

### Fire Frames, FD30, FD60 & Intumescent Fire Seals



FD30 Primed Frame  
(108mm, 133mm)



Fire Only - Brown



FD30 Primed  
With Fireseal



Fire Only - White



FD60 Primed  
Hardwood Frame  
(90mm x 44mm x 2.1m)



Fire & Smoke - Brown



FD60 Frame  
With Fireseal



Fire & Smoke White

Imperial (Metric)	78x24" (1981x610)	78x26" (1981x660)	78x28" (1981x711)	78x30" (1981x762)	80x32" (2032x813)	80x34" (2032x864)
Flush Oak FD30						
Flush Oak FD60						
Flush Oak Glazed 18G						

THICKNESS
44MM
44MM
44MM



VIEWING FLUSH OAK & FLUSH OAK 18G GLAZED



# MDF ELITE EDGE

## ARCHITRAVES & SKIRTINGS

Indoors MDF **ELITE EDGE** Architraves & Skirtings are crafted with **Moisture Resistant** MDF and made to last.



Choose from our core range of traditional & contemporary profiles or our Period range designed to compliment Georgian, Victorian and Edwardian styled homes. Architraves & Skirtings are supplied Primed with a paint ready surface.

Manufactured from high quality FSC® certified MDF.


# MDF ELITE EDGE

## CLASSIC & CONTEMPORARY ARCHITRAVES & SKIRTINGS



**Moulded Architrave**  
18mm x 94mm x 2.19m - Primed

**Moulded Skirting**  
18m x 144mm x 4.2m - Primed



**Chamfered Architrave**  
18mm x 94mm x 2.19m - Primed

**Chamfered Skirting**  
18m x 144mm x 4.2m - Primed



**Shaker Architrave**  
18mm x 94mm x 2.19m - Primed

**Shaker Skirting**  
18m x 144mm x 4.2m - Primed



The core range of **ELITE EDGE** Profiles includes popular classic and contemporary Architraves & Skirtings combining visual appeal with exceptional durability,

These profiles bring a true mark of quality to every project



## PERIOD STYLE ARCHITRAVES & SKIRTINGS



**Paris Architrave**  
22mm x 103mm x 2.19m - Primed  
**Paris Skirting**  
22mm x 169mm x 4.2m - Primed



Our Elite Edge Period Profiles are inspired by the opulent curves and intricate detailing of the French Belle Époque era and Art Nouveau movement.

The designs feature lavish detailing, which celebrates extravagance and artistic expression.



VIEWING PARIS SKIRTING & ARCHITRAVE



**Belle Architrave**  
22mm x 103mm x 2.19m - Primed  
**Belle Skirting**  
22mm x 169mm x 4.2m - Primed



VIEWING BELLE SKIRTING & ARCHITRAVE

# SOLID WOOD


## ARCHITRAVE & SKIRTINGS



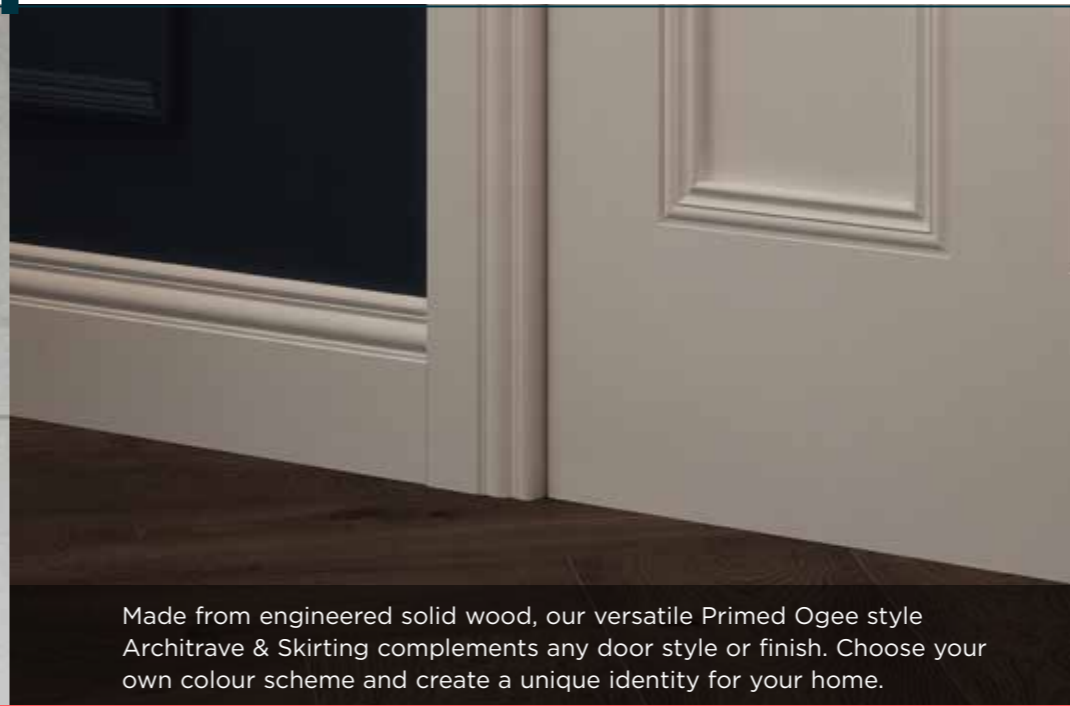
VIEWING ARDMORE DOOR WITH GEORGIAN ARCHITRAVE

# STYLE

## GEORGIAN & EDWARDIAN



PRIMED GEORGIAN ARCHITRAVE & PLINTH BLOCK	
CODE PRMARGN	DESCRIPTION Primed Georgian Arch 89x19x2.25 (5pcs) with plinths
PRIMED GEORGIAN CORNER BLOCKS	
CODE PRMBLK106	DESCRIPTION Primed Georgian Corner Blocks 30x106mm (4 pcs)
PRIMED EDWARDIAN SKIRTING	
CODE PRMSKTED	DESCRIPTION Primed Edwardian Skirting 25x169x3.6(5pcs)



Made from engineered solid wood, our versatile Primed Ogee style Architrave & Skirting complements any door style or finish. Choose your own colour scheme and create a unique identity for your home.

## PRIMED OGEE STYLE



PRIMED OGEE ARCHITRAVE	
CODE PRMARCH	DESCRIPTION 4" Primed Ogee Architrave
PRIMED OGEE SKIRTING	
CODE PRMSKTG	DESCRIPTION 6" Primed Ogee Skirting

## VICTORIAN & EDWARDIAN




PRIMED VICTORIAN ARCHITRAVE	
CODE PRMARCVN	DESCRIPTION Primed Victorian Architrave 31x120x2.4 (5 Pcs)
PRIMED EDWARDIAN SKIRTING	
CODE PRMSKTED	DESCRIPTION Primed Edwardian Skirting 25x169x3.6(5pcs)



Made from engineered solid wood, our Contemporary style Primed Architrave & Skirting combines contemporary design with classic styling. The ideal finish to complement shaker doors.

## PRIMED CONTEMPORARY STYLE



PRIMED CONTEMPORARY ARCHITRAVE	
CODE PRMARCON	DESCRIPTION 4" Primed Contemporary Architrave
PRIMED CONTEMPORARY SKIRTING	
CODE PRMSKTCON	DESCRIPTION 6" Primed Contemporary Skirting

# STYLE

## PRIMED CHAMFERED STYLE

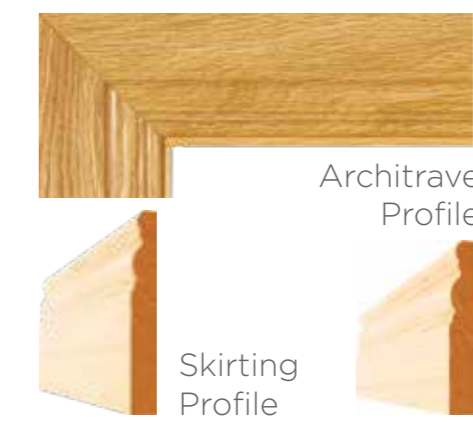


PRIMED CHAMFERED ARCHITRAVE	
CODE PRMARCHF	DESCRIPTION 4" Primed Chamfered Architrave
PRIMED CHAMFERED SKIRTING	
CODE PRMSKTCHF	DESCRIPTION 6" Primed Chamfered Skirting




Made from engineered solid wood. The versatility of a primed white finish combined with the latest trend in Chamfered profiles makes this Architrave & Skirting a popular choice. Ideal for contemporary projects.

## PRE-FINISHED OAK OGEE STYLE



PRE-FINISHED OAK OGEE ARCHITRAVE	
CODE OAKARCH OAKARCH3	DESCRIPTION 4" Oak Ogee Architrave 3" Oak Ogee Architrave
PRE-FINISHED OAK OGEE SKIRTING	
CODE OAKSKTG OAKSKTG5	DESCRIPTION 6" Oak Ogee Skirting 5" Oak Ogee Skirting



Made from solid hardwood with an Oak veneer. Our Ogee style Architrave & Skirting is ideal for adding classic and authentic elegance to your home.

## PRE-FINISHED OAK CHAMFERED STYLE

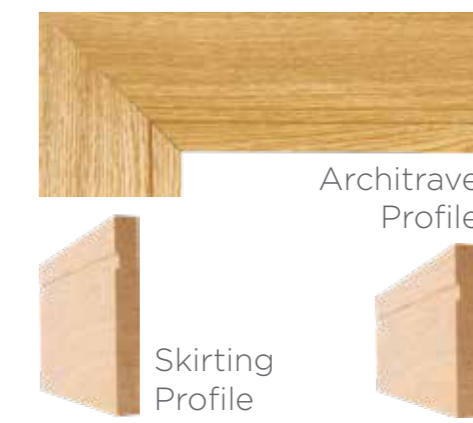


PRE-FINISHED OAK CHAMFERED ARCHITRAVE	
CODE OAKARCHF	DESCRIPTION 4" Oak Chamfered Architrave
PRE-FINISHED OAK CHAMFERED SKIRTING	
CODE OAKSKTCHF	DESCRIPTION 6" Oak Chamfered Skirting



Made from solid hardwood with an Oak veneer. The Chamfered profile is the latest trend in Architrave & Skirting. Ideal for contemporary projects, it adds a unique style to any home.

## PRE-FINISHED OAK CONTEMPORARY STYLE



PRE-FINISHED OAK CONTEMPORARY ARCHITRAVE	
CODE OAKARCON	DESCRIPTION 4" Oak Contemporary Architrave
PRE-FINISHED OAK CONTEMPORARY SKIRTING	
CODE OAKSKCON	DESCRIPTION 6" Oak Contemporary Skirting



Made from solid hardwood with an Oak veneer. Our contemporary style Architrave & Skirting combines contemporary design with classic styling. The ideal finishing touch to complement our shaker doors.

# ACCESSORIES

## DOOR ACCESSORIES



Oak Frame  
(108mm,133mm,150mm)



Oak Pre-Finished Plant on Door Stop  
44x12x2.2m



Oak Pre-Finished Plant on Door Slip  
94x12x2.2m



Primed White Frame  
(108mm,133mm,150mm)




**HOCKEY STICK**  
Further enhance your Architrave with the addition of our elegant hockey stick, creating a classic heritage look.



**T-REBATE STRIP**  
Our T-Rebate door slip is a convenient and stylish solution for double door installation.

Saddle Boards  
1m & 1.8m



### DOOR FRAMES

CODE	DESCRIPTION
OAKFRAM108	108mm Oak Door Frame
OAKFRAM	133mm Oak Door Frame
OAKFRAM150	150mm Oak Door Frame
PRMFRAM108	108mm Primed Door Frame
PRMFRAM133	133mm Primed Door Frame
PRMFRAM150	150mm Primed Door Frame

### SADDLE BOARD, STOPS & SLIPS

CODE	DESCRIPTION
KDS001P	1M Oak Saddle Board
KDS018P	1.8M Oak Saddle Board
SBWD36	1M White Deal Saddle Board
SBWD18	1.8M White Deal Saddle Board
OAKSTOP	Oak Plant On Door Stop
OAKSLIP	Oak Plant On Door Slip

### T-REBATES & HOCKEY

CODE	DESCRIPTION
OAKHOCK	Oak Hockey Stick
PRMHOCK	Primed Hockey Stick
44PRMTR	White T-Rebate Moulding
44OAKTR	Oak T-Rebate Moulding
44BLKTR	Black T-Rebate Moulding
44WWKTR	Grey T-Rebate Moulding

### SLIDING DOOR KITS

CODE	DESCRIPTION
K1557702	Manhattan Aluminum Sliding Door Kit
K1557704	2m Sliding Door Rail Aluminium Cover
K1557706	Sliding Door Rail Soft Close Mechanism
K1557705	2m 100kg Loft Black Sliding Door Rail Kit
K1557708	Loft Sliding Door Rail Soft Close
K1557713	Double Door Joining Bracket for Loft Rails

# DECORATIVE

## DECORATIVE MOULDINGS

Our collections of Decorative and Architectural Mouldings are of the highest quality and can add a design feature or totally transform the look or character of a whole room.



DEC2003



DEC6003



DEC6013



DEC6009



DEC6039



COV6001



COV6010



WDW6001



DEC6019



DEC6016



DEC6011

### CODE

### PRODUCT

### SIZE (MM)

### PACK QTY

DEC2003	LIGHT HARDWOOD BOG	7 X 16 X 2.4M	20
DEC6003	PINE BOG	8 X 21 X 2.4M	24
DEC6013	PINE DADO RAIL	45 X 20 X 2.4M	10
DEC6009	PINE DADO RAIL	70 X 19 X 2.4M	6
DEC6039	PINE PICTURE RAIL	43 X 18 X 2.4M	10
COV6001	PINE OVOLO	34 X 8 X 2.4M	20
COV6010	PINE HOCKEY STICK	20 X 8 X 2.4M	16
WDW6001	PINE GLASSBEAD	8 X 11 X 2.4M	20
DEC6019	PINE BARREL	34 X 12 X 2.4M	24
DEC6016	PINE DECORATIVE PANEL	8 X 21 X 2.4M	24
DEC6011	DECORATIVE PINE PANEL	15 X 45 X 2.4M	16
PRMHOCK	HOCKEY STICK PRIMED	30 X 18 X 2.25MM	10
OAKHOCK	HOCKEY STICK OAK	30 X 20 X 2.25MM	10
44PRMTR	T-REBATE PRIMED	SUITABLE FOR 44MM DOOR	5
44OAKTR	T-REBATE OAK	SUITABLE FOR 44MM DOOR	5
DEC6014	PINE DECORATIVE PANEL	8 X 20 X 2.4M	24
DEC6018	PINE DECORATIVE PANEL	11 X 28 X 2.4M	10
DEC6023	PINE DECORATIVE PANEL	7 X 45 X 2.4M	20
DEC6024	PINE DECORATIVE PANEL	7 X 56 X 2.4M	20
DEC6036	PINE REED	6 X 34 X 2.4M	16
DEC6031	PINE DECORATIVE COVER	7 X 35 X 2.4M	10
DEC6035	PINE DOUBLE ASTRAGAL	20 X 44 X 2.4M	10



PRMHOCK



OAKHOCK



44PRMTR



44OAKTR



DEC6014



DEC6018



DEC6023



DEC6024



DEC6036



DEC6031



DEC6035

# MANHATTAN

SLIDING DOOR RAIL KIT



Soft Close Mechanism

The Indoors Manhattan Aluminium sliding door kit is the latest trend for home owners keen on “space saving”. Our aluminium sliding door kit can be used for both Pocket Doors (hidden from view, where doors slide into the wall) and wall mounted sliding door systems (the kit is visibly mounted above the door opening). Its unique wheel and track system ensures the highest quality movement on the market. It comes with an optional soft close feature. For double door specifications, two kits will be required. Each Kit is 2m long and can hold a maximum weight of 100kg, Suitable for all doors between 18-44mm (thickness).

# LOFT

SLIDING DOOR RAIL KIT



Joining Bracket



Soft Close Mechanism

Our Loft Sliding Door Kit is a styling statement in itself. Designed to carry a single door, both door and kit combine visual aesthetics with functional space saving, ideal for the modern house or apartment. With smooth movement, it is suitable for all doors within the Indoors collection. Each Kit is 2m long and can hold a maximum weight of 100kg, Suitable for all doors up to 50mm (thickness). See page 92 for details on our Sliding rail Kits and Accessories.

VIEWING DEVON DOOR & LOFT SLIDING RAIL



# FibroTech Acoustic Panels

for ceiling and walls

NEW TO IRELAND

New from B&G, FibroTech acoustic panelling. FibroTech acoustic panels creates timeless beauty for both walls and ceilings as well as a sound absorbing surface for improved acoustics in your room.

FibroTech offers an extensive range of colours to choose from, and the panels can be installed horizontally as well as vertically. Our Scandinavian style timber finish panels are made with polyester, MDF and knot free real wood veneers. They are 100% FSC® certified. The polyester is made from recycled plastics. We also offer the latest white panel from the Unika range which is foil-wrapped and easy to clean, making it suitable for all areas including bathrooms & kitchens.

Simply scan the QR code to see our "How To" video on the DIY Friendly resources section of our website [www.bghome.ie](http://www.bghome.ie)



## Key Features & Benefits

- Sound absorbing acoustic panels
- Nordic interior design style
- Knot free real wood veneers
- Panel size: 22 x 605 x 2440mm
- Suitable for walls & ceilings
- Easily installed with glue and/or screws
- FSC® certified
- Black polyester is made of recycled plastic.




SCAN THE QR CODE TO TRY THE ONLINE VISUALIZER



## The Complete Collection




Light Oak




Oiled Oak




Grey Oak




Walnut



Smoked Oak



Black Oak



Unika White

# HOTSTUFF!


## RADIATOR COVERS

The radiator cover collection from Tema aims to bring style and elegance to your home. Our radiator covers are effortless both in aesthetic and build, you can upgrade the look of your home by turning your radiator into a perfect piece of furniture for your living space that can be assembled in minutes!

What Tema radiator covers promise to deliver:

- Our radiators covers are designed to allow heat to flow freely
- Protect infants from dangerous hot surfaces
- Conceal unsightly radiators and provide a new piece of furniture for your home
- Can be used as a stand alone piece of decorative furniture where no radiator is present.
- Assemble within minutes and without professional help


To view the full collection, please visit us at [www.bghome.ie](http://www.bghome.ie)




# HOTSTUFF!

## GEORGIAN

## GEORGIAN TWO TONE



- Luxurious Georgian style.
- Satin White.
- Oregon grille removes for easy access to radiator valves.
- Available in 3 popular sizes.
- Easy click assembly with wall fixings.



- Prefinished white and oak veneer.
- Assembles in minutes.
- Easy 'keyslot fittings'.
- Includes grille

All Sizes in mm		Small	Medium	Large	Choosing Your Radiator Cover
Width	External Cabinet Size	1017	1198	1710	<b>Step 1</b> Measure your radiator size (including valves)
	Maximum Radiator Size	910	1100	1600	
Height	External Cabinet Size	800	900	900	<b>Step 2</b> Choose your radiator cover design
	Maximum Radiator Size	750	855	855	
Depth	External Cabinet Size	180	200	200	<b>Step 3</b> Choose the appropriate radiator cover size
	Maximum Radiator Size	100	120	120	



# HOTSTUFF!

## CLASSIC ADJUSTABLE

## TWO TONE ADJUSTABLE




- Pre-finished White.
- Adjustable width for perfect fit.
- Assembles in minutes.
- Easy 'keyslot fittings'.
- Includes grille.



- Adjustable width for perfect fit.
- Complete with best selling Oregon screen.
- Pre-finished White & Oak Veneer.
- Available in medium and large.
- Easy click assembly with wall fixings.

All Sizes in mm			Medium	Large
Width	External Cabinet Size	Min Max	975 1425	1430 2000
	Maximum Radiator Size	Min Max	900 1350	1355 1925
Height	External Cabinet Size	Maximum Radiator Size	918 870	918 870
	External Cabinet Size	Maximum Radiator Size	220 140	220 140

- Choosing Your Radiator Cover
- Step 1** Measure your radiator size (including valves)
  - Step 2** Choose your radiator cover design
  - Step 3** Choose the appropriate radiator cover size



VIEWING CLASSIC ADJUSTABLE


# HOTSTUFF!

## RHODE ISLAND



- Contemporary design.
- Pre-Finished in Satin White.
- Slatted grill removes for easy access to radiator valves.
- Available in 3 popular sizes.
- Easy click assembly with wall fixings.

All Sizes in mm		Small	Medium	Large	Choosing Your Radiator Cover
Width	External Cabinet Size	1020	1195	1710	<b>Step 1</b> Measure your radiator size (including valves)
	Maximum Radiator Size	940	1113	1640	
Height	External Cabinet Size	800	900	900	<b>Step 2</b> Choose your radiator cover design
	Maximum Radiator Size	775	870	870	
Depth	External Cabinet Size	180	200	200	<b>Step 3</b> Choose the appropriate radiator cover size
	Maximum Radiator Size	110	130	130	



# HOTSTUFF!

## CONTEMPORARY ADJUSTABLE



- Adjustable width for perfect fit.
- Complete with best selling Oregon screen.
- Pre-finished White & Oak Veneer.
- Available in medium and large.
- Easy click assembly with wall fixings.

All Sizes in mm			Medium	Large	Choosing Your Radiator Cover
Width	External Cabinet Size	Min Max	975 1425	1430 2000	
	Maximum Radiator Size	Min Max	900 1350	1355 1925	<b>Step 2</b> Choose your radiator cover design
Height	External Cabinet Size	Maximum Radiator Size	918 870	918 870	<b>Step 3</b> Choose the appropriate radiator cover size
	External Cabinet Size	Maximum Radiator Size	220 140	220 140	



VIEWING CONTEMPORARY ADJUSTABLE

# TO ENSURE THAT YOUR DOORS LOOK AND PERFORM TO THE HIGHEST STANDARDS,

## Please Follow These Care And Installation Guidelines:

### WHEN YOU RECEIVE YOUR DOORS

At the time of receipt of the doors inspect each thoroughly to ensure it is in perfect condition and has not been damaged during transit or storage. Report any visible defects within 3 days of receipt. Always use 2 people when lifting doors and lift by the edges and not by the glazing bars or panels. Allow your doors at least 7 days to acclimatise to the room where they will be fitted. Store them at normal room temperature (about 20 degrees) lying FLAT on 3 battens to allow the air to circulate. Ensure the room is dry and well ventilated and that the doors are kept out of direct sunlight.

### TEMPERATURE & HUMIDITY

All timber naturally expands when it absorbs moisture, and contracts when it dries. It is vitally important that your doors are protected from extremes of heat and humidity. Never fit or store doors in a newly plastered room or building. Please allow at least three months to ensure the rooms have been heated and dried thoroughly. We recommend that rooms are maintained between 18 - 20 degrees Celsius and between 40% - 60% humidity. Extremes of heat, dryness or humidity can cause cracking or warping. If under-floor heating is installed, it is recommended that it is not kept at a high setting for prolonged periods and at least 3 coats of sealer are applied on the bottom edge of each door.

### PRIMED/PRE-FINISHED DOORS - RESEAL AFTER ALTERING

When primed or pre-finished doors are already fully sealed, it is important to reseal all exposed surfaces after trimming or cutting out for locks and hinges. If the door needs resizing, and trimming removes all primer from its edge, you can refinish the edge by applying an undercoat followed by paint. For colour doors such as black or grey, please refer to our website or brochure for the specific RAL number required. Handle pre-finished doors with extreme care to ensure the surface is not damaged in any way. Doors should not be laid on their side or edge without protecting the surface with cardboard.

### ALL PRE-GLAZED DOORS FITTED WITH SAFETY GLASS

For your safety, all our pre-glazed doors use toughened or laminated safety glass. Take care to avoid any impact to glass when hanging or fitting the hardware. For a superior finish, some of our pre-glazed doors may be glazed using the Cassette Glazing System, where the glass is an integral component of the door and this glass cannot be replaced. Glass should be checked thoroughly in daylight before hanging and any defects reported immediately.

### GLASS MAINTENANCE

Glass may be cleaned using a soft damp cloth. Do not use any abrasives or cleaning fluids. Care should be taken when cleaning leaded or screen-printed glass as excessive cleaning can damage or remove the finish.

### INSTALLING YOUR DOOR

Before you start, inspect your doors thoroughly on all sides. The installation of the doors constitutes acceptance that the door is free from visible defects at the time of hanging.

Any slight roughness on a door caused by the primer, or small gaps, can be lightly sanded. Wood filler may be necessary to achieve a perfect finish.

If you need to trim the door, reduce equally on both sides by no more than 5mm. The top and bottom of the door should not be reduced by more than 10mm to maintain the proportions and stability of the door. Do not fit locks where the stile meets the mid-rail, as this could weaken the door Joints. Keep the lock cavity to a minimum. Locks etc. must be installed before hanging the door and always use 3 hinges. Care should be taken to ensure hinges are fitted in perfect alignment. When fitting double doors we recommend using a T-Rebate strip.

### FINAL FINISHING PRIMED DOORS

When the Primed door is hung, it should be finished immediately with a high quality Paint sealer. Always follow the paint manufacturers' instructions for the paint to be used. All surfaces of the door must be painted at the same time to prevent moisture imbalance, do not finish one side of the door only.

### CARE AND MAINTENANCE
















































































Regular care and maintenance of the door finish will enhance the appearance and prolong the life of your doors by preventing breakdown of the finish and protecting the timber from deterioration. Panels are floating and can expand or contract to allow for variations in temperature. This can occasionally expose paint lines along the edges. This is not a fault and can easily be sanded and refinished. Regularly clean glass with warm, soapy water. Avoid using abrasives or excessive scrubbing as this may cause scratches or remove designs.

### LIMITED 12 MONTH GUARANTEE ON INDOORS

All Indoors products are guaranteed against any manufacturing faults or defects for a period of 12 months from date of purchase. In the unlikely event that there is any defect in the product arising from manufacturer or material fault we will immediately replace the door but no liability can be accepted for other consequential costs such as painting storage, installation etc. For this guarantee to be valid, all the above guidelines must be followed. B&G will not be liable for any door repaired, returned or replaced without prior consent by B&G. Timber is a naturally grown product which makes every door unique as such there can be a certain amount of colour variation in the timber or the veneer. Uniformity of grain or knots cannot be guaranteed. Warping is considered as a fault only where deviations exceed tolerances as outlined by BS 5277 Part 1.



# INDEX

																										
Page 10	Page 10	Page 10	Page 14	Page 14	Page 16	Page 16	Page 20	Page 20	Page 20	Page 22	Page 22			Page 44	Page 44	Page 44	Page 44	Page 46	Page 46	Page 46	Page 46	Page 48	Page 48	Page 50	Page 50	
																										
Page 22	Page 24	Page 24	Page 24	Page 26	Page 26	Page 28	Page 28	Page 28	Page 30	Page 30	Page 32		Page 54	Page 54	Page 54	Page 56	Page 56	Page 56	Page 56	Page 60	Page 60	Page 62	Page 62	Page 64		
																										
Page 32	Page 34	Page 34	Page 36	Page 36	Page 38	Page 38	Page 38	Page 42	Page 42	Page 42	Page 42		Page 64	Page 64	Page 66	Page 66	Page 66	Page 76	Page 76	Page 76	Page 77	Page 77	Page 78	Page 78		





Introducing the **NEW**  
Easy To Use **Indoors Visualiser.**

**For the first time in your home,** view any of our classic or modern doors, in a variety of colours, white, black, grey or oak including glazed options.

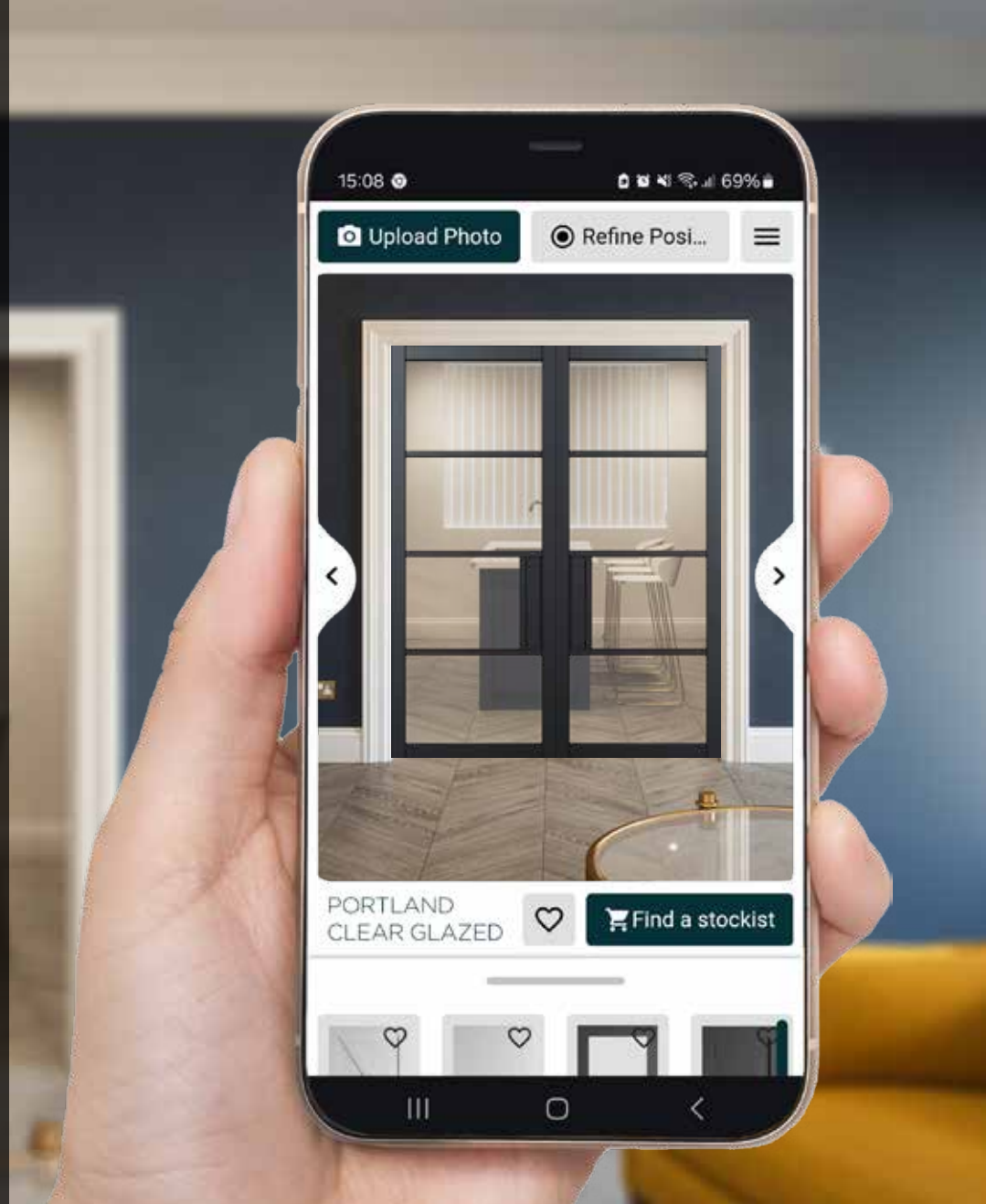
You can use the **Indoors Visualiser** on any computer, tablet or phone.



Open the Doors to your Imagination with the **NEW Indoors Visualiser**

Scan the QR code to try it out

# Renovating?



Follow us on Social

INDOORS IS A TRADEMARK OF B&G LIMITED,

FIND US AT [WWW.INDOORS.IE](http://WWW.INDOORS.IE) OR CONTACT US ON (01) 4569300



[www.bghome.ie](http://www.bghome.ie)